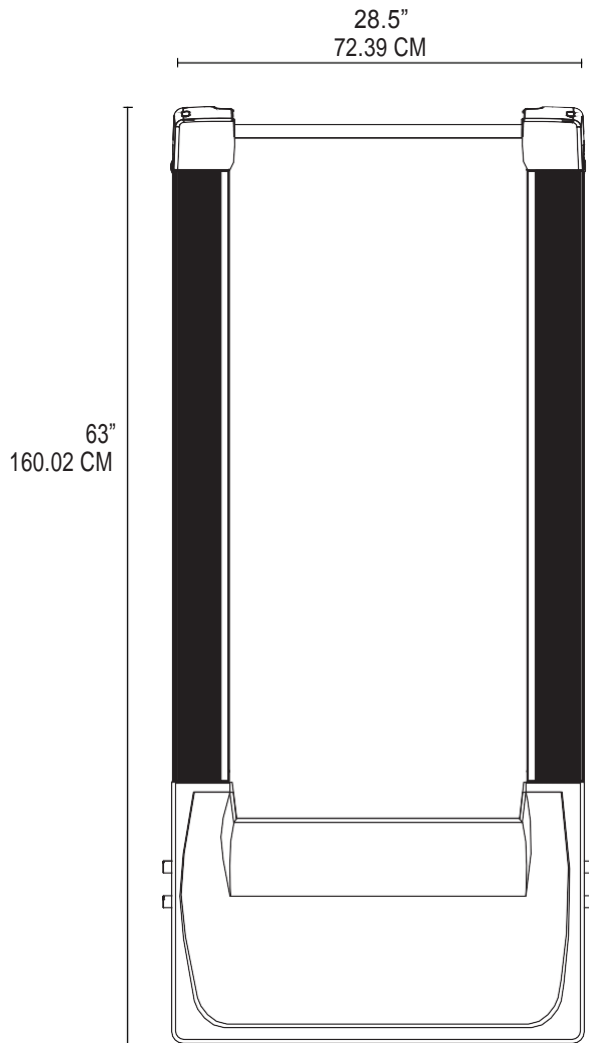






DISPLAY READOUTS	Steps taken, walking time, calories burned, distance traveled, and belt speed
BELT SPEED	0.4 - 2.0 MPH / 0.6 - 3.2 KPH (Max. Speed Can Be Set to 4.0 MPH if Desired)
BELT SIZE	20" W x 50" L / 51 CM x 127 CM
WARRANTY	
FRAME	Lifetime
MOTOR	3 Years
PARTS	2 Years
LABOR	1 Year





PRODUCT **TR1200-DT3**

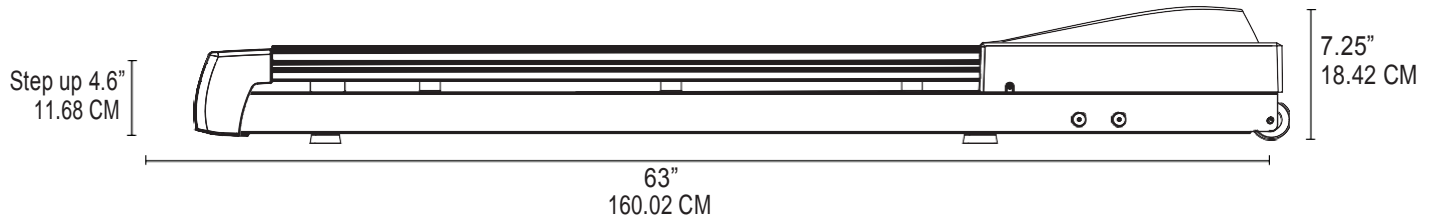
FRAME COLOR	COVERS COLOR
	
PANTONE® Cool Grey 11C	PANTONE® BLACK

**DIMENSIONS**

TREADMILL	63" L x 28.5" W x 7.25" H 160.02 CM x 72.39 CM x 18.42 CM
-----------	--

**WEIGHTS**

TREADMILL	114 LBS / 52 KG
CONSOLE	3LBS/1.36KG



\*DESK NOT INCLUDED WITH THIS MODEL