












INDICATIONS, CONTRAINDICATIONS AND WARNINGS FOR USE

INDICATIONS FOR USE

The Chiropractic Adjusting Tool (CAT) is indicated for use when chiropractic and other types of joint adjustments or manipulations are appropriate for treatment.

WARNINGS AND CONTRAINDICATIONS

-  Do not use on or near the eyes
-  Do not use on or near fractures
-  Do not use on or near open wounds
-  Do not use on or near burned tissue
-  Do not use on patient suffering from severe osteoporosis
-  Do not use for any purpose other than adjustment of skeletal joints or structures
-  Do not use without soft tip
-  If device is damaged or does not perform to specifications; contain device and related materials to avoid continued use and contact JTECH Medical
-  CAT EX is a high thrust device and exceeds the thrust force of the CAT. CAT EX is intended for use by licensed physicians trained in mechanical thrust instrument use. The CAT EX has a maximum rated output of 52 lb_f.



INSTRUCTIONS

INSTRUCTIONS FOR USE

1. Place fingers on underside of the lower handle with top handle of CAT against palm of hand insuring the grip on the device is secure.
2. Adjust device by turning the adjusting sleeve. (Minimum force setting is achieved when the adjusting sleeve is closest to the tip. Maximum force setting is achieved when the adjusting sleeve is set to the first indicator closest to the sleeve but not tightened against the housing.)
3. Test thrust against your hand and adjust until the desired thrust is set.



CLEANING INSTRUCTIONS

To clean the CAT, wipe with a soft, dry cloth.

 Do not submerge or autoclave.

STORAGE

Always store your CAT in a clean, dry area.



JTECH MEDICAL
MEASURING HUMAN PERFORMANCE

7633 S Main
Midvale, UT 84047
Phone: (800) 985-8324
Fax: (385) 695-5001
www.jtechmedical.com