


E-Z Transfer Slider Pommel

Reorder #	Size	Unit
□706362	18" x 16" x 1"	Each

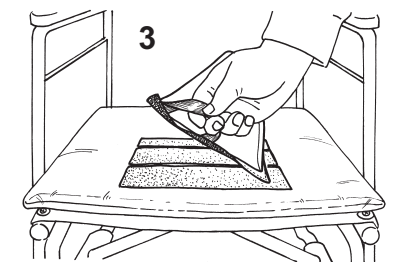

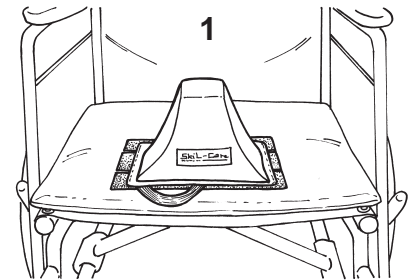
Purpose

Skil-Care's E-Z Transfer Slider Pommel is intended to prevent sliding in the wheelchair by maintaining pelvic neutrality. It also keeps legs in abduction. The Velcro® attached pommel is easily removed to facilitate patient transfer to and from the wheelchair. The E-Z Transfer Slider Pommel may be used with or without a seat cushion.




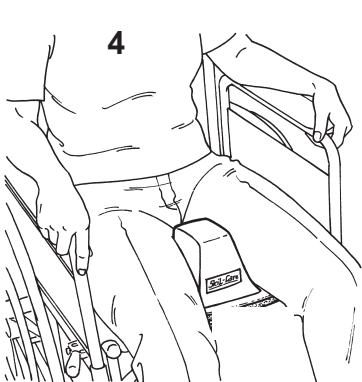
Easy to Use

1. Place the E-Z Transfer Slider Pommel on the wheelchair seat. (Illustration 1).
2. Secure safety strap around back of wheelchair. (Illustration 2) Strap must be secured to prevent the device and wheelchair user from sliding off the wheelchair seat. Secure front safety strap around bottom of wheelchair seat. This prevents the cushion from lifting when removing the pommel.
3. Before transferring patient to wheelchair, remove Velcro® attached slide control pommel. (Illustration 3)
4. Seat patient and reattach pommel. Make certain that web loop faces front of seat. (Illustration 4)
5. Remove pommel before transferring the patient from the wheelchair. (Illustration 5)



Easy Care

The E-Z Transfer Slider Pommel may be cleaned using a spray-and-wipe cleanser. For infection control, disinfect device using a non-chlorine disinfectant. It is also completely launderable. It may be washed and dried at temps. that do not exceed 180°F (82°C). Do not use chlorine bleach.



[Click here to view detailed product descriptions and prices.](#)

Call 800-397-5899 to order today!