

HOW TO ASSEMBLE YOUR



DELUXE TRANSFER BENCH

Item # 9070

Capacity not to exceed **300 lb**



NO tools required
Quick assembly

Easy to follow
step-by-step
instructions

WHAT'S INCLUDED

- a. (1) Bench frame
- b. (1) Backrest



a.



b.

- c. (2) Adjustable legs
- d. (2) Adjustable suction legs



c.



d.

1 Place transfer bench upside-down on a flat surface. Depress push buttons on each adjustable suction leg and slide onto the bench frame on the side where the handle is located (see **Figure 1**).

2 Depress push buttons on each adjustable leg and slide onto the bench frame on the opposite side (see **Figure 2**). Adjust all legs so the bench is parallel to the floor, and ensure all push buttons are engaged before using.

NOTE: Suction leg side of bench goes into bathtub. Leg heights may vary depending on the difference in height of bathtub and the floor.

3 Turn transfer bench onto its side. Slide the backrest into the backrest slots and secure by engaging the push buttons (see **Figure 3**). The backrest can be attached to either side of bench, depending on which way user would like to face.



Figure 1




Figure 2

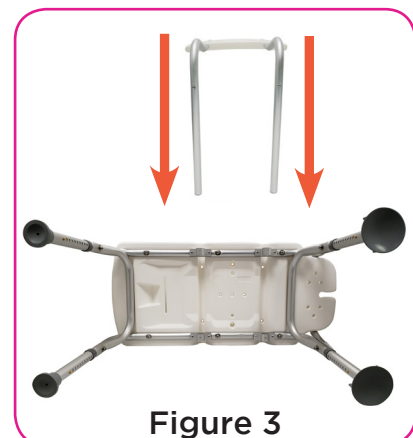


Figure 3

WARNING

Read all instructions carefully and consult with a qualified professional before assembling to avoid possible injury. **NOVA Medical Products shall have no liability for any injury resulting from improper assembly or misuse of this product.**

- Ensure ALL leg push buttons are engaged before using
- All legs MUST be adjusted to the same height to ensure level seating and safety
- Use EXTREME caution on wet tub or floor surfaces
- DO NOT stand on transfer bench
- DO NOT use if transfer bench is damaged. Check frequently for cracks, damage, or looseness.
- This product is rated for persons weighing up to **300 lb** when properly assembled

HOW TO USE

Place suction tip legs into bathtub. Ensure the bench is stable and not wobbly. Adjust leg heights if necessary. Slowly seat yourself onto edge of transfer bench, and carefully slide towards inside of bathtub, using handle to stabilize as needed.

CARE AND MAINTENANCE

Check regularly to make sure all legs on the transfer bench are securely locked. Use a mild detergent and warm water to clean. Dry with a soft cloth to avoid moisture build-up.

WARRANTY INFORMATION

NOVA stands firm on our commitment to providing the highest quality products, as well as exceptional service. This product was built to precise standards and thoroughly inspected prior to shipment. This warranty represents our confidence in the materials and workmanship of our product.

NOVA extends this warranty only to the original purchaser of this product. The warranty does not extend to any subsequent purchaser or owner. The warranty is void upon any sale or transfer of ownership or use by other person. NOVA warrants its products are free from defects in material and workmanship under NORMAL use for the period commencing upon the date of purchase and continuing for the following specified period of time after that date:

Metal Frame	Limited Lifetime Warranty
Non-Metal/Metal parts	One Year Limited Warranty (rubber tips, plastic or metal hardware)

This warranty does not cover problems due to user negligence, misuse of the product, failure to adhere to product instructions, or normal wear and tear. Items that have been subject to negligent abuse, modified without prior written authorization are not covered within this warranty.

For warranty service, please contact the dealer from whom you purchased your NOVA product. In the event that you do not receive satisfactory service, please call us directly at the number on the bottom front of this sheet. Be prepared to indicate, the nature of the defect, the product serial number, and the name and location of where you purchased the product. You will also be required to provide a receipt of your purchase. Do not return any products to our office without prior consent.

Repair or replacement is the only remedy under this limited warranty. This warranty does not include any labor or shipping charges incurred in replacement part installation or repair of product.


THIS WARRANTY IS EXCLUSIVE AND IN LIEU OF ALL OTHER EXPRESS WARRANTIES, IMPLIED WARRANTIES, IF ANY, INCLUDING THE IMPLIED WARRANTIES OF MERCHANTABILITY AND FITNESS FOR A PARTICULAR PURPOSE. NOVA SHALL NOT BE LIABLE FOR ANY SEQUENTIAL OR INCIDENTAL DAMAGES WHATSOEVER.

IMPORTANT WARNING

FOLLOW ALL DIRECTIONS CAREFULLY BEFORE USE. FAILURE TO DO SO MAY RESULT IN SERIOUS INJURY.

CONTACT US!
We're here to help


 info@novajoy.com


 1 800 557 6682

novajoy.com

Connect with us!

novajoy.com

 [novamedicalprod](https://www.facebook.com/novamedicalprod)

 [novamedicalprod](https://twitter.com/novamedicalprod)

 [novawalkerstalk](https://twitter.com/novawalkerstalk)

 [NOVA Medical Products](https://www.youtube.com/NOVAMedicalProducts)

CARE • QUALITY • INNOVATION



THE **NOVA** PROMISE