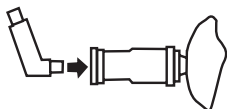


AIRIAL CHAMBER

HOLDING CHAMBER FOR METER DOSE INHALERS

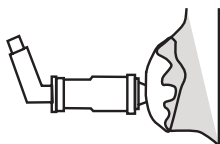
Model # MQ8100

1



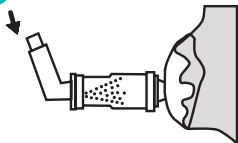
Remove the caps from the chambered and metered-dose inhaler. Shake the metered-dose inhaler vigorously. Insert the mouthpiece of the inhaler into the rubber-sealed end of the chamber.

2



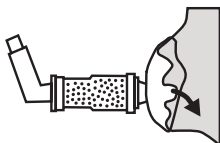
Have your child stand or sit up straight. Put the mask on the child's face, covering both the nose and mouth. The mask must be pressed to your child's face to assure that the medicine can get to the child's lungs.

3



Depress the metered-dose inhaler once. Have your child breathe in and out slowly through the valved holding chamber for at least 5 breaths.

4



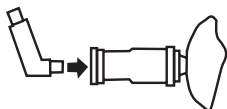
When your healthcare practitioner prescribes additional puffs, wait 1 minute and repeat.

AEROCÁMARA AIRIAL

AEROCÁMARA PARA INHALADORES DE MEDICAMENTO

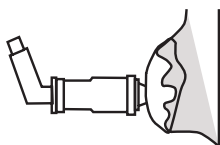
Artículo # MQ8100

1



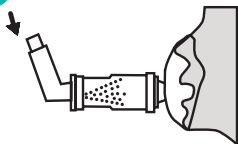
Remueva las tapas de la Aerocámara y del inhalador. Agite el inhalador vigorosamente e inserte la boquilla en la parte de la Aerocámara que está sellada de caucho.

2



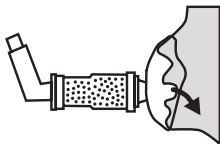
Coloque al menor de pie o siéntelo de frente. Coloque la mascarilla en la cara del menor de manera que cubra la nariz y la boca. La mascarilla debe presionarse contra la cara del menor para asegurarse que el medicamento llegará a los pulmones.

3



Presione el inhalador una sola vez. Haga que el menor inhale y exhale lentamente 5 veces aproximadamente.

4



Si el médico receta inhalaciones adicionales, espere un minuto y repita el procedimiento.