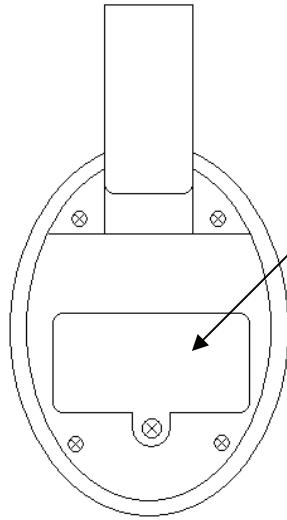


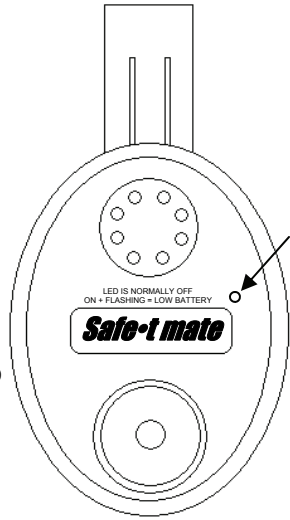
Safe-t mate®

**Model SM-004B
Personal Fall Monitor**



INSTALL 9V BATTERY

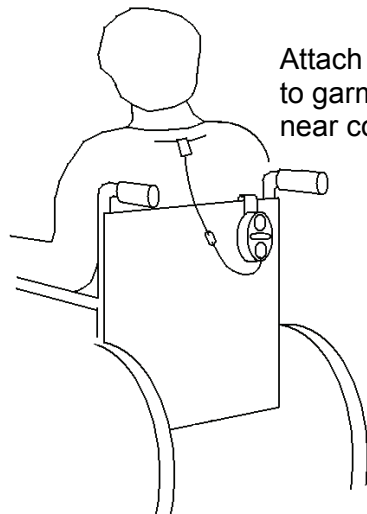
Remove this panel using a small phillips head screw driver to install/replace battery.



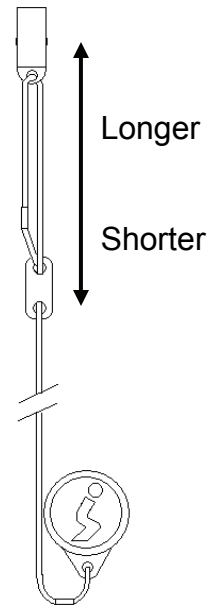
LOW BATTERY

Blue LED light is **not** lit during normal operation. When LED light is flashing the battery should be replaced.

This device may be useful on a wheelchair, bed, walker or stationary chair. For all uses, adjust cord length with slack to allow for normal movement of user. This will increase comfort and decrease chance of false alarms.



Attach clip to garment near collar.



Replacement parts available.

CAUTION

This device is not a substitute for proper supervision. Check fall risk patients frequently.

Cleaning Instructions

Do not submerge unit. Wipe clean with damp rag or mild cleaning solution.

Manufactured by 210 Innovations, LLC
210 Leonard Dr. Groton, CT 06340

800.210.2298
www.safetmate.com