

Recovery Couch with Sliding Doors

MODEL 3770


- Easy-clean all laminate construction
- Adjustable pillow wedge headrest
- Cabinet style base with sliding doors on one side
- Built-in paper dispenser
- 2" firm foam padding
- Heavyweight, knitbacked upholstery
- 300 lbs. load capacity under normal use

NOTE: Paper cutter option, 040, not available for model 3770-10

NOTE: If adding 055 locks, a quantity of 2 must be purchased



California residents please be advised of the following, pursuant to Proposition 65:



WARNING: This product can expose you to chemicals, including diisononyl phthalate (DINP), which is known to the State of California to cause cancer. For more information go to www.P65Warnings.ca.gov.

2



3770-16 Adjustable pillow wedge headrest

72"L x 27" W x 20"H



3770-15 w/Flat Foam Adjustable Headrest


72"L x 27" W x 20"H



3770-10w/Non-Adjustable Pillow Wedge

72"L x 27" W x 20"H

Options



040 Paper Holder




055 Door Locks

Laminate Colors



Maple



Dark Cherry



Gray



Slate Gray

Standard Upholstery Colors



Slate Blue



Wedgewood



Royal Blue



Desert Tan



Burgundy



Country Mist



Warm Gray



Gunmetal



Black