

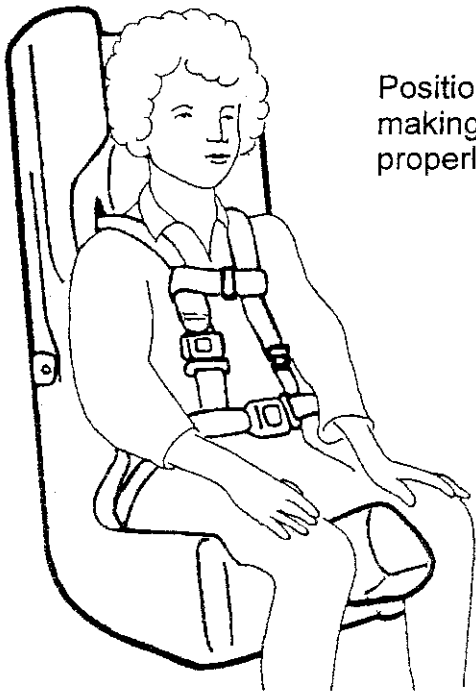
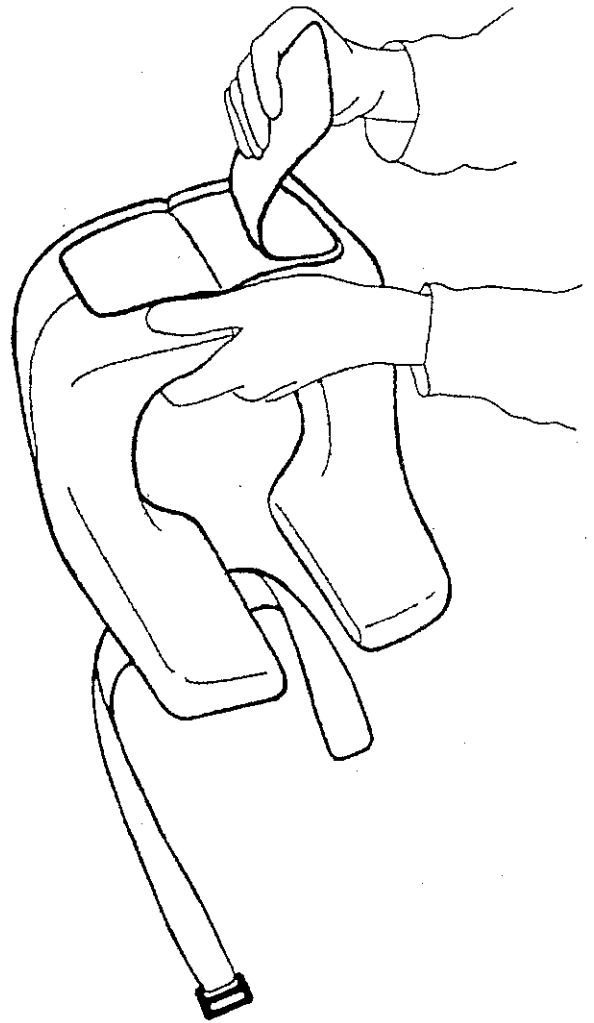
**Tumble
Forms²**
With Anti-Microbial
Protection

Carrie[®] Collar

The Carrie Collar is a head support accessory to be used with the Elementary Carrie Seat. It promotes neck flexion and proper head control by supporting the jaw line and occipital region. By not being affixed to the seat, the Carrie Collar allows the child freedom of movement for feeding, communication and specialized activities. If the care giver would prefer some restraint, the Velcro[®] loop fabric can be removed (as illustrated) and the collar can be attached to the seat.

The Carrie Collar is intended for children between 38"-48" in height and with a maximum neck circumference of 14".

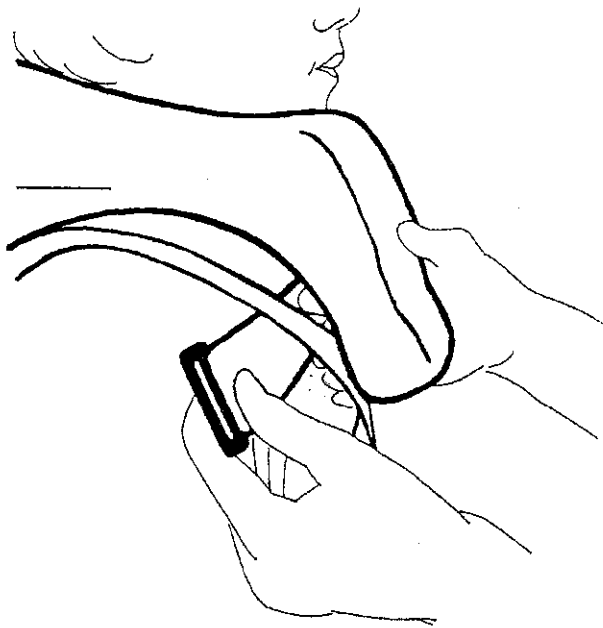
The Carrie Collar should always be used with the supervision of a therapist or care giver.



Position the child in the Carrie Seat making sure the harness has been properly fastened.



Open the collar and place it around the child's neck and shoulders.



Run the securing/fastening strap of the collar underneath the Carrié Seat shoulder straps to secure the front of the collar to the child's chest.

Feed the end of the strap through the buckle and fasten hook to loop on the back of the collar.



To release collar, unfasten the Velcro® strap and open. To clean strap use mild detergent and water

THE CARRIE COLLAR HAS NOT YET BEEN TESTED IN ACCORDANCE WITH FMVSS 213. THEREFORE, IT SHOULD NOT BE USED AS PART OF THE CARRIE SEAT CHILD RESTRAINT SYSTEM.