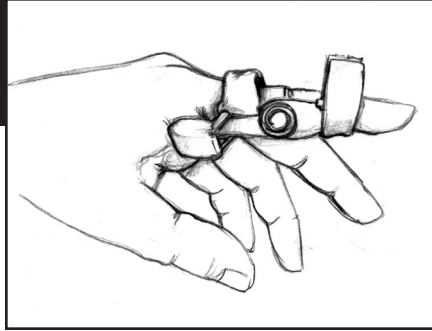




## Finger Spring Spring Coil Finger Extension Assist

Single Patient Use Only • Rx Only



### IMPORTANT INFORMATION

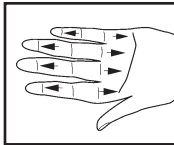
The following information should be read prior to use of this device.

### INTENDED USE

The Finger Spring fits from the head of the metacarpal to the distal interphalangeal joint. The coil springs, at the lateral aspect of the proximal interphalangeal joint (PIP) act to increase PIP extension while allowing active flexion.

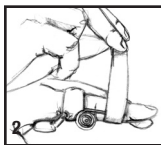
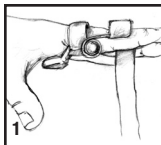
**Measuring for size:** To determine splint length, measure involved finger as indicated in the diagram.

A	2,5"	6,35 cm
B	2,75"	6,99 cm
C	3"	7,62 cm
D	3,25"	8,26 cm



### DIRECTIONS FOR USE

- To fit the spring, slide splint onto finger so the proximal pad rests over the volar aspect of the metacarpal head and the coils lie lateral to the proximal interphalangeal joint.
- To secure the splint, wrap the strap at the distal



dorsal pad, around the volar surface of the finger. **NOTE:** The assistance into extension is adjusted via this strap. Cut excess strapping

### PRECAUTIONS

These products are to be fitted initially by a healthcare professional who is familiar with the purpose for which they are used. The healthcare professional is responsible for providing wearing instructions and precautions to other healthcare professionals, care providers involved in the patient's care, and the patient. If unusual swelling, skin discoloration or discomfort occurs, use should be discontinued and a healthcare professional consulted.

### CARE INSTRUCTIONS

Splint can be cleaned by hand washing with a non-abrasive detergent. Air dry before wearing.



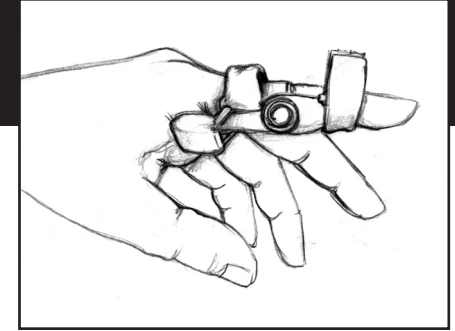
**Manufacturer**  
DeRoyal  
200 DeBusk Lane  
Powell, TN 37849 U.S.A.  
888.938.7828  
865.938.7828

Part #1-502  
©2009 DeRoyal. All Rights Reserved.  
Revised 1/09



## Finger Spring Spring Coil Finger Extension Assist

Single Patient Use Only • Rx Only



### IMPORTANT INFORMATION

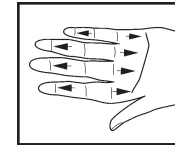
The following information should be read prior to use of this device.

### INTENDED USE

The Finger Spring fits from the head of the metacarpal to the distal interphalangeal joint. The coil springs, at the lateral aspect of the proximal interphalangeal joint (PIP) act to increase PIP extension while allowing active flexion.

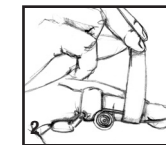
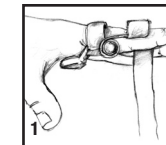
**Measuring for size:** To determine splint length, measure involved finger as indicated in the diagram.

A	2,5"	6,35 cm
B	2,75"	6,99 cm
C	3"	7,62 cm
D	3,25"	8,26 cm



### DIRECTIONS FOR USE

- To fit the spring, slide splint onto finger so the proximal pad rests over the volar aspect of the metacarpal head and the coils lie lateral to the proximal interphalangeal joint.
- To secure the splint, wrap the strap at the distal



dorsal pad, around the volar surface of the finger. **NOTE:** The assistance into extension is adjusted via this strap. Cut excess strapping

### PRECAUTIONS

These products are to be fitted initially by a healthcare professional who is familiar with the purpose for which they are used. The healthcare professional is responsible for providing wearing instructions and precautions to other healthcare professionals, care providers involved in the patient's care, and the patient. If unusual swelling, skin discoloration or discomfort occurs, use should be discontinued and a healthcare professional consulted.

### CARE INSTRUCTIONS

Splint can be cleaned by hand washing with a non-abrasive detergent. Air dry before wearing.



**Manufacturer**  
DeRoyal  
200 DeBusk Lane  
Powell, TN 37849 U.S.A.  
888.938.7828  
865.938.7828

Part #1-502  
©2009 DeRoyal. All Rights Reserved.  
Revised 1/09