

HemoCue® Glucose 201 System



Accurate Answers With Full Confidence

The HemoCue® Glucose 201 system puts lab-equivalent answers in health professionals' hands when they're needed most — at the Point-of-Care. Not only does the unique cuvette technology enable lab accuracy in just three simple steps, but it reduces serious contamination risks.

Accuracy Starts With Us



Enables Lab Accuracy With Low Risk

- ▶ Used for diagnosis and monitoring of diabetes mellitus
- ▶ Precise monitoring for better glycemic control
- ▶ Reduced risk of missed hypoglycemia in newborns

Safeguards Patient Testing and Data

- ▶ Microcuvette technology means no need to bring analyzer near patients, reducing the risk of spreading infection
- ▶ Individually wrapped microcuvettes to avoid contamination and maximize shelf life (vial cuvettes are also available to high-throughput users)
- ▶ No clinically significant lot-to-lot variation
- ▶ Fixed analyzer calibration, means no need to recalibrate

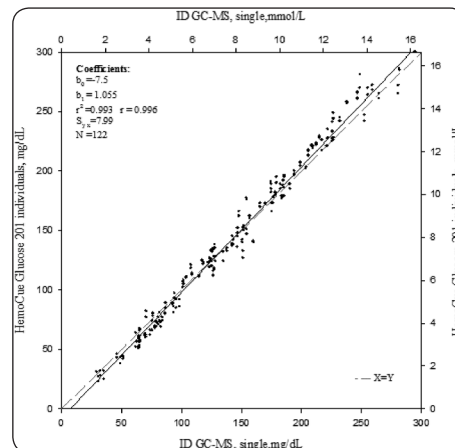
Offers Convenience and Efficiency

- ▶ Handheld and battery-operated system ideal for mobile settings
- ▶ Industry leading 3 year warranty



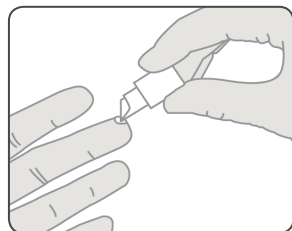
HemoCue® Glucose 201 System

Principle	Modified glucose dehydrogenase in which the total amount of glucose is measured at the end point photometrically
Calibration	Factory calibrated and traceable to the ID GC-MS method; needs no further calibration and no coding
Sample Material	Capillary, venous, or arterial whole blood
Measurement Range	Plasma equivalent values: 0-24.6 mmol/L (0-444 mg/dL)
Results	Within one minute for normal glucose levels
Sample Volume	5 µL
Dimensions	160 × 85 × 43 mm (6.30 × 3.35 × 1.69 inches)
Weight	350 g (0.77 pounds) with batteries installed
Storage Temp.	Analyzer: 0-50 °C (32-122 °F) Individually packaged and vial microcuvettes: Store at below 8 °C (46 °F). Can be left at room temperature for up to 3 days before use. Vial microcuvettes: one-month open-vial stability.
Operating Temp.	15-30 °C (59-86 °F)
Power	AC adapter or batteries
Quality Control	Built-in self-test and liquid controls

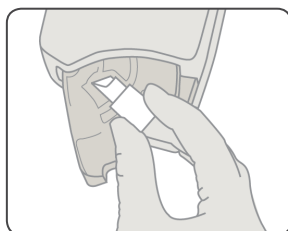


Venous EDTA samples measured on HemoCue® Glucose 201 as single replicate vs ID GC-MS mean value, n=122 r=0.996

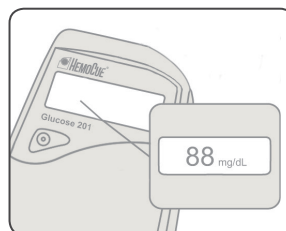
A Few Simple Steps



1 Fill microcuvette.



2 Place microcuvette into analyzer.



3 View results in mg/dL.

HemoCue America | California, USA
 Phone 800.881.1611 | Fax 800.333.7043 | info@hemocue.com | hemocue.com

HemoCue has been a leader in Point-of-Care medical diagnostics for over 30 years. We specialize in giving healthcare providers lab-quality accuracy with results comparable to that of a clinical lab.

