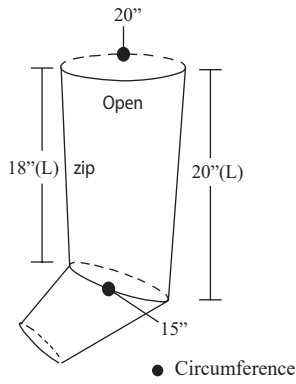
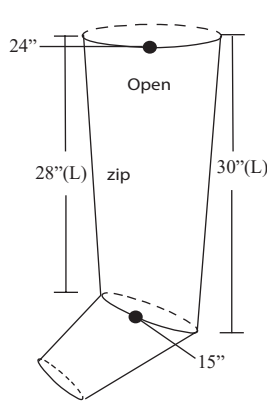


# POWERPRESS Garments Measurement Chart

Half Leg Sleeve  
(L 20" or XL 20")



Full Leg Sleeve  
(L, XL 30", XL 33" or XXL)



Item No.

1016: Half Leg Large Size  
(20" Length)  
1016-A: Half Leg XL Size  
(20" Length)

1014: Full Leg Large Size  
(30" Length)  
1014-A: Full Leg XL Size  
(30" Length)  
1014-B: Full Leg XL size  
(33" Length)  
1014-C: Full Leg XXL size  
(30" Length)

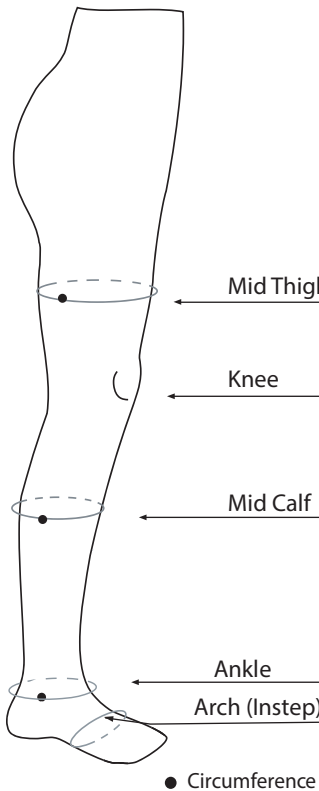
### Available Extenders Size

**\* Non - Inflatable Extender**

Full Leg Sleeve 4", 6" / Half Leg Sleeve 4", 6" / Arm Sleeve 4", 6"

**\* Inflatable Extender**

Full Leg Sleeve 6", 12" / Half Leg Sleeve 6", 12"



1016 Half Leg (L)	1016-A Half Leg (XL)	1014 Full Leg (L)	1014-A Full Leg (XL)	1014-B Full Leg (XL-34")	1014-C Full Leg (XXL)
		24"	30"	30"	34"
20"	25"	20"	25"	25"	30"
18"	23"	18"	23"	23"	26"
15"	19"	15"	19"	19"	23"
12"	17"	12"	17"	17"	16"

### Garment Size Chart [ ARM ]

Item No.
1015 w/ Shoulder & Strap
1015-A w/o Shoulder & Strap

