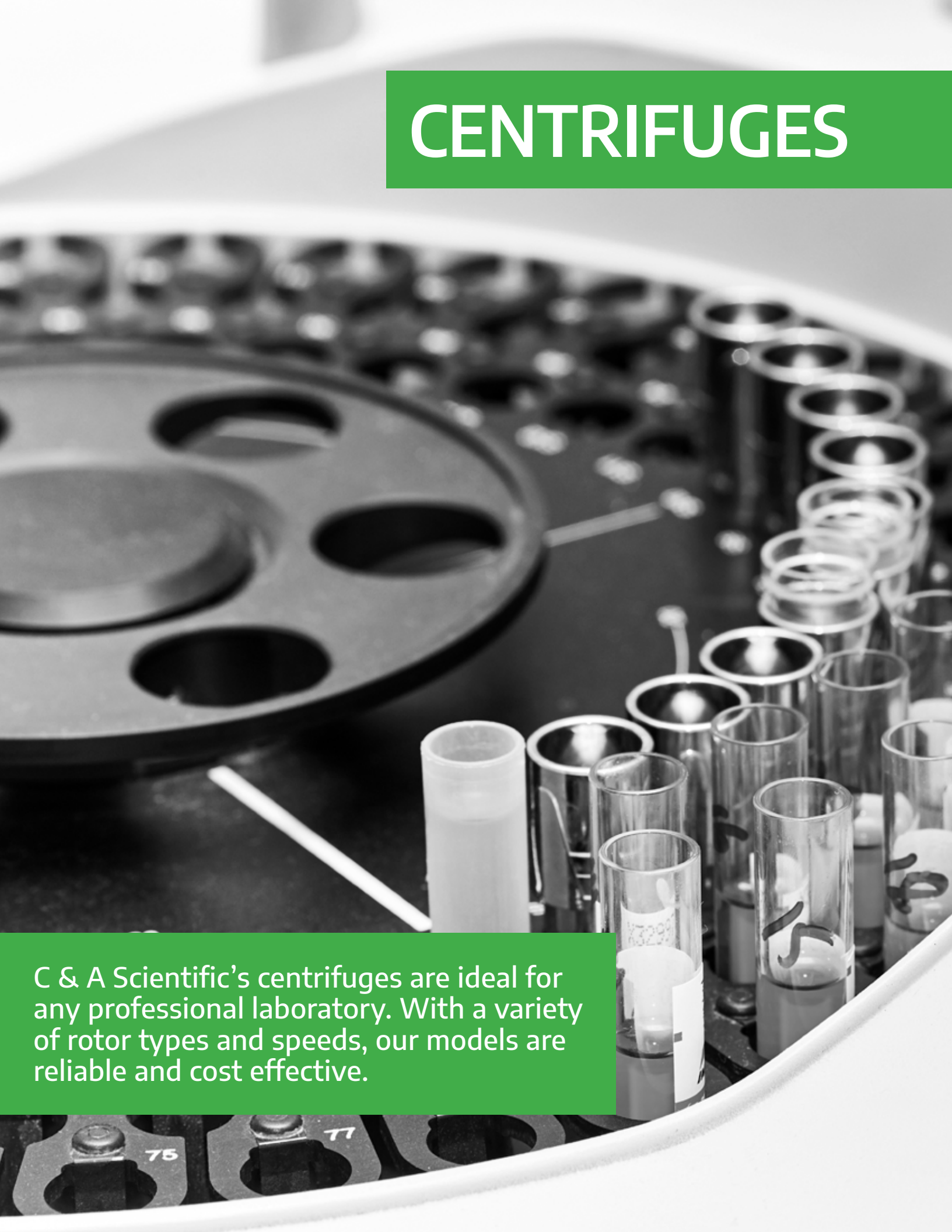


# CENTRIFUGES







## XC-2000 Centrifuge with Timer & Speed Control

This quiet, smooth operating centrifuge includes an LED display panel with memory function. This display panel remembers the last operation setting making it a one touch device. Designed for general laboratory use in mind.

### FEATURES & FUNCTIONS

- ▶ UOM..... Each
- ▶ Rotor type ..... Fixed angle
- ▶ Max speed ..... 4000rpm
- ▶ Max RCF ..... 1790xg
- ▶ Speed accuracy ..... ±50rpm
- ▶ Capacity ..... 6 x 10ml or 6 x 15ml
- ▶ Time range ..... 1-60min
- ▶ Power\* ..... 110V – 60HZ
- ▶ Unit dimensions ..... 11 x 11.5 x 10 inches

\* Can be made to country specific requirements

-  Small footprint allows for usage in space-limited environments
-  Highly efficient design with low maintenance requirements provides a long-lasting lifecycle
-  Simplistic design allows any user to easily operate with an LED screen displaying speed and time at a glance
-  Specially designed low-noise motor operates at less than 65 decibels

C & A Scientific's centrifuges are ideal for any professional laboratory. With a variety of rotor types and speeds, our models are reliable and cost effective.



XC-2415

XC-2450

## XC-2415 & XC-2450

Centrifuge 12 x 15ml Rotor & 6 x 50ml Rotor

Our C & A Scientific 15ml and 50ml centrifuges are designed with efficient sample processing and reliable results needed in a general laboratory setting. The centrifuges are suitable for analytical applications with the biology field and medical use in mind.

### FEATURES & FUNCTIONS

- ▶ UOM ..... Each
- ▶ Rotor type ..... Fixed angle
- ▶ Max speed ..... 4000rpm
- ▶ Max RCF ..... 1933xg
- ▶ Speed accuracy ..... ±50rpm
- ▶ Capacity ..... 12 x 15ml or 6 x 50ml
- ▶ Time range ..... 1-60min
- ▶ Power\* ..... 120V – 50HZ
- ▶ Unit dimensions ..... 15 x 13 x 10 inches

\* Can be made to country specific requirements



Small footprint allows for usage in space-limited environments



Simplistic design allows any user to easily operate with an LED screen displaying speed and time at a glance



Specially designed low-noise motor operates at less than 65 decibels



Highly efficient design with low maintenance requirements providing a long-lasting lifecycle



## XC-2500

2-in-1 Low Speed Centrifuge

This versatile low-speed brushless centrifuge has the power of two centrifuges in one. Giving it the ability to spin both 15ml and 50ml tubes.

### FEATURES & FUNCTIONS

- ▶ UOM ..... Each
- ▶ Rotor type ..... Fixed angle
- ▶ Max speed ..... 4000rpm
- ▶ Max RCF ..... 1828xg
- ▶ Speed accuracy ..... ±50rpm
- ▶ Capacity ..... 6 x 15ml or 6 x 50ml
- ▶ Time range ..... 1-60min
- ▶ Power\* ..... 110V – 60HZ
- ▶ Unit dimensions ..... 15 x 13 x 10 inches

\* Can be made to country specific requirements



Small footprint allows for usage in space-limited environments



Quiet, easy and long-lasting operation with built in safety features



Programmable settings with easy to read LCD/LED display



Specially designed low-noise motor operates at less than 65 decibels





## XC-3012

Microhematocrit Centrifuge

Our microhematocrit centrifuge quickly determines the packed cell volume by high-speed centrifugation of blood or other liquids in capillary tubes. Reaching a top speed of 12,000rpm, the device will spin up to 24 capillary tubes at once. Ideal for use in a hospital or clinical environment.

### FEATURES & FUNCTIONS

- ▶ UOM ..... Each
- ▶ Rotor type ..... Hematocrit
- ▶ Max speed ..... 12,000rpm
- ▶ Speed accuracy ..... ±50rpm
- ▶ Capillary tubes max RCF ..... 14,800xg
- ▶ Capacity ..... 24 x 75ml
- ▶ Time range ..... 0-99min
- ▶ Power\* ..... 110V – 60HZ
- ▶ Unit dimensions ..... 12 x 10.5 x 8.25 inches
- ▶ Noise ..... ≤ 55dB (A)

\* Can be made to country specific requirements



Small footprint allows for usage in space-limited environments



Built in timer can run for a continuous 99 minutes with efficient, easy to read results



Safety lock lid prevents the centrifuge lid from opening until the rotor has stopped spinning



Brushless and durable design built to last in high-use laboratories



## XC40A1

Low-Speed Desktop Centrifuge

With an industry leading design, this 4,000rpm centrifuge was specifically engineered for clinical laboratories. The one touch button feature is used for setting speed, time and other important parameters relevant to any experiment.

### FEATURES & FUNCTIONS

- ▶ UOM ..... Each
- ▶ Rotor type ..... Fixed angle
- ▶ Max speed ..... 4,000rpm
- ▶ Speed accuracy ..... ±50rpm
- ▶ Max RCF ..... 2010xg
- ▶ Capacity ..... 10 x 24ml
- ▶ Time range ..... 0-99min
- ▶ Power\* ..... 110V – 60HZ
- ▶ Unit dimensions ..... 19.7 x 15.75 x 12.2 inches

\* Can be made to country specific requirements



Auto-balancing system extends centrifuge life by distributing weight equally throughout the rotor



Quiet, long lasting brushless motor built to reduce noise and vibration operating at under 65 decibels



Safety lock lid prevents the centrifuge lid from opening until the rotor has stopped spinning



Can also be used for PRP separation



## XC50S1

Low-Speed Desktop Centrifuge

This quiet, compact and convenient centrifuge is ideal for any laboratory. The swing bucket rotor can hold up to 50ml tubes and is programmable up to 5,000rpm. Ideal for a range of applications including biomedical, bio-organic and immunoenzyme analysis.

### FEATURES & FUNCTIONS

- ▶ UOM ..... Each
- ▶ Rotor type ..... Swing
- ▶ Max speed ..... 5000rpm
- ▶ Max RCF..... 4980xg
- ▶ Speed accuracy ..... ±50rpm
- ▶ Capacity ..... 4 x 50ml
- ▶ Time range ..... 0-99min
- ▶ Power\* ..... 110V – 60HZ
- ▶ Unit dimensions..... 23 x 18.5 x 14.5 inches
- ▶ Noise ..... 65dB (A)

\* Can be made to country specific requirements



Quiet, easy and long-lasting operation while reaching speeds of up to 5,000rpm



Small footprint allows for usage in space-limited environments



LCD display with simple push buttons for easy operation



Safety lock lid prevents the centrifuge lid from opening until the rotor has stopped spinning



## XC50S3

Centrifuge

This low-speed centrifuge is the ideal device for any laboratory. This centrifuge can be used for a range of applications including biomedical, bio-organic and immunoenzyme analysis.

### FEATURES & FUNCTIONS

- ▶ UOM ..... Each
- ▶ Rotor type ..... Swing
- ▶ Max speed ..... 4,000rpm
- ▶ Max RCF ..... 3040xg
- ▶ Speed accuracy ..... ±50rpm
- ▶ Capacity ..... 8 x 50ml
- ▶ Time range ..... 0-99min
- ▶ Power\* ..... 110V – 60HZ
- ▶ Unit dimensions ..... 23 x 18.7 x 14.4 inches

\* Can be made to country specific requirements



LCD display with simple push buttons for easy operation



Built in timer can run for a continuous 99 minutes with efficient, easy to read results



Safety lock lid prevents the centrifuge lid from opening until the rotor has stopped spinning



Brushless and durable design, built to last in high-use laboratories





## XC60A16

Low-Speed Desktop Centrifuge

This low-speed centrifuge is compact, quiet and efficient. With an industry leading design, it was specifically engineered for clinical laboratories. The one touch button feature is used for setting speed, time and other important parameters for set-up.

### FEATURES & FUNCTIONS

- ▶ UOM ..... Each
- ▶ Rotor type ..... Fixed angle
- ▶ Max speed ..... 6,000rpm
- ▶ Max RCF..... 5120xg
- ▶ Speed accuracy.....±50rpm
- ▶ Capacity ..... 12 x 15ml
- ▶ Time range ..... 0-120min
- ▶ Power\*.....110V – 60HZ
- ▶ Unit dimensions ..... 12.6 x 19.3 x 14.4 inches

\* Can be made to country specific requirements



Quiet, long-lasting brushless motor built to reduce noise and vibration operating at under 65 decibels



PRP extraction function suspending platelets in the smallest final plasma volume



New and improved body style with LED display showing time and speed at a glance



Auto-balancing system extends centrifuge life



## XC60PRP

Bio Lion PRP Centrifuge

This low-speed centrifuge was specifically engineered for platelet-rich plasma (PRP) therapy. The auto-balancing system extends the centrifuge life by reducing noise and vibration. The one touch button feature is used for setting speed, time and other set up parameters.

### FEATURES & FUNCTIONS

- ▶ UOM ..... Each
- ▶ Rotor type ..... Fixed angle
- ▶ Max speed ..... 5,000rpm
- ▶ Max RCF ..... 4100xg
- ▶ Speed accuracy..... ±50rpm
- ▶ Capacity ..... 4 x 50ml
- ▶ Time range ..... 0-99min
- ▶ Power\*.....110V – 60HZ
- ▶ Unit dimensions ..... 19 x 14 x 11 inches

\* Can be made to country specific requirements



Brushless motor and durable design built to last in high use laboratories



Safety lock lid prevents the centrifuge lid from opening until the rotor has stopped spinning



Includes a LED display panel with memory function that remembers the last 9 operations



Stainless steel chamber is resistant to corrosion, rusting and pitting



## XC80PRP

Bio Lion PRP Centrifuges

This low-speed centrifuge was specifically engineered for platelet-rich plasma (PRP) therapy. The auto-balancing system extends the centrifuge life by reducing noise and vibration. The XC80PRP includes a swing-out rotor and features the largest chamber size we offer in a tabletop centrifuge.

### FEATURES & FUNCTIONS

- ▶ UOM..... Each
- ▶ Rotor type ..... Swing
- ▶ Max speed ..... 4,000rpm
- ▶ Max RCF..... 3040xg
- ▶ Speed accuracy ..... ±1%
- ▶ Capacity ..... 4 x 60ml
- ▶ Time range ..... 0-99min
- ▶ Power\*..... 110V – 60HZ
- ▶ Unit dimensions ..... 23 x 19 x 14.5 inches
- ▶ Noise ..... ≤ 65db (A)

\* Can be made to country specific requirements



Large chamber size accommodates long and large tubes, perfect for any application



Brushless and durable design built to last in high use laboratories



LED screen with one touch button feature is used for setting speed, time and other set up parameters



Stainless steel chamber is resistant to corrosion, rusting and pitting



## XCM10

Multi-Speed Mini Centrifuge

This mini centrifuge is compact in design, perfect for quick spinning of small samples. With multiple power options, it is the best centrifuge for mobile laboratories as well as stationary labs. The economic design offers both efficiency and comfort to the laboratory.

### FEATURES & FUNCTIONS

- ▶ UOM ..... Each
- ▶ Rotor type ..... Multiple
- ▶ Max speed ..... 10,000rpm
- ▶ Max RCF..... Multiple
- ▶ Speed accuracy ..... ±50rpm
- ▶ Capacity ..... Multiple
- ▶ Time range ..... 0-120min
- ▶ Power\*..... 110V – 60HZ
- ▶ Unit dimensions ..... 6.25 x 6.5 x 4.75 inches

\* Can be made to country specific requirements



Running at just 45 decibels, multiple centrifuges can run at a time without excessive noise



Safety features on the unit include an automatic stop function when the lid is opened



Easy snap rotor allows anyone, no matter their experience, to change rotors with ease



Comes with variety of rotors and adapters for multiple applications





### XCM12 Mini Centrifuge LED 12K

This mini centrifuge is compact in design with multiple power options, making it the perfect centrifuge for mobile laboratories. The mini centrifuge also offers both efficiency and comfort to the laboratory.

#### FEATURES & FUNCTIONS

- ▶ UOM ..... Each
- ▶ Rotor type ..... Multiple
- ▶ Max speed ..... 12,000rpm
- ▶ Max RCF ..... 5610xg
- ▶ Speed accuracy ..... ±50rpm
- ▶ Capacity ..... Multiple
- ▶ Time range ..... 0-99min
- ▶ Power\* ..... 110V – 60HZ
- ▶ Unit dimensions ..... 7.6 x 9 x 4.7 inches

\* Can be made to country specific requirements



Safety features on the unit include an automatic stop function when the lid is opened



Change rotors with ease with our innovative rotor-securing mechanism



Specially designed low-noise motor operates at less than 47 decibels



New design includes a LED screen displays speed and time at a glance



### XC-SPINPLUS

The Spinplus Centrifuge is perfect for the separation of biological applications needed in both a hospital and/or research laboratory. The centrifuge can hold up to 12 tubes without additional adapters.

#### FEATURES & FUNCTIONS

- ▶ UOM ..... Each
- ▶ Rotor type ..... Fixed angle
- ▶ Max speed ..... 5,000rpm
- ▶ Max RCF ..... Multiple
- ▶ Speed accuracy ..... ±50rpm
- ▶ Capacity ..... Multiple
- ▶ Time range ..... 0-99min
- ▶ Power\* ..... 110V – 60HZ
- ▶ Unit dimensions ..... 13.4 x 15.75 x 10.62 inches

\* Can be made to country specific requirements



New and improved body style with LED display showing time and speed at a glance



Quiet, easy and long-lasting operation while reaching speeds of up to 5,000rpm



Safety lock lid prevents the centrifuge lid from opening until the rotor has stopped spinning



Versatility is ideal for general laboratory use with multiple rotors included