

Name:	
School/Organization:	
Dealer/Rep:	

Phone:			
E-mail:			
Sales Rep:		Quote:	

# AM SERIES

## 27" HI-LO TREATMENT TABLES

### STANDARD FEATURES:

- Load capacity: 500 lbs
- 27"W x 76"L x 18-37"H
- 34 oz. Heavy-duty vinyl with Permablok 3® bacterial protection
- 1.5" High density foam
- Rounded corners
- Single foot control pedal
- White powder coat base
- Dual front in-line casters with 3rd wheel drop down for easy maneuverability



AM-353

### TABLE CONFIGURATIONS:

<b>AM-150</b> - 1 Section	<b>AM-200</b> - 2 Section	<b>AM-227</b> - 2 Section	<b>AM-250</b> - 2 Section with 3pc Head Section	<b>AM-350</b> - 3 Section
QTY	QTY	QTY	QTY	QTY

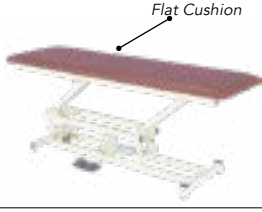



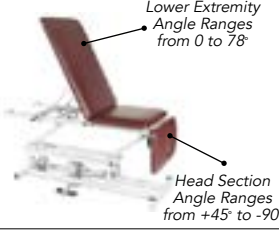

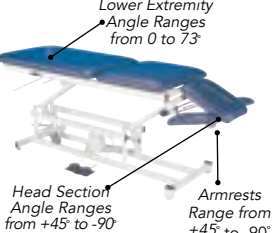
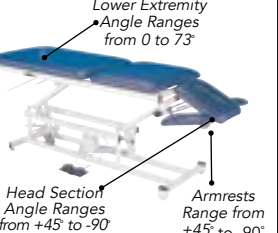
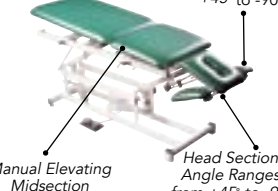
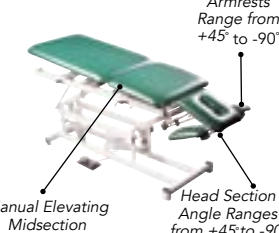


<b>AM-300</b> - 3 Section with Elevating Midsection	<b>AM-550</b> - 5 Section with Tilt Down Armrests	<b>AM-555</b> - 5 Section with Adjustable Armrests	<b>AM-500</b> - 5 Section with Elevating Midsection & Tilt Down Armrests	<b>AM-505</b> - 5 Section with Elevating Midsection & Adjustable Armrests
QTY	QTY	QTY	QTY	QTY



800.701.5122  
armedicamfg.com












**TABLE FEATURES:**

 <p>Flat Cushion</p>	 <p>Head Section Angle Ranges from +40° to -90°</p>	 <p>Lower Extremity Angle Ranges from 0 to 75°</p>	 <p>Armrests Range from +45° to -90°</p>	 <p>Lower Extremity Angle Ranges from 0 to 78°</p> <p>Head Section Angle Ranges from +45° to -90°</p>
AM-150	AM-200	AM-227	AM-250	AM-350
 <p>Lower Extremity Angle Ranges from 0 to 73°</p> <p>Head Section Angle Ranges from +45° to -90°</p> <p>Manual Elevating Midsection</p>	 <p>Lower Extremity Angle Ranges from 0 to 73°</p> <p>Head Section Angle Ranges from +45° to -90°</p> <p>Armrests Range from +45° to -90°</p>	 <p>Lower Extremity Angle Ranges from 0 to 73°</p> <p>Head Section Angle Ranges from +45° to -90°</p> <p>Armrests Range from +45° to -90°</p>	 <p>Armrests Range from +45° to -90°</p> <p>Head Section Angle Ranges from +45° to -90°</p> <p>Manual Elevating Midsection</p>	 <p>Armrests Range from +45° to -90°</p> <p>Head Section Angle Ranges from +45° to -90°</p> <p>Manual Elevating Midsection</p>
AM-300	AM-550	AM-555	AM-500	AM-505

**OPTIONS:**

<b>AM-1024</b> - Add Base with 4 Total Lock Swivel Casters
<b>AM-1060</b> - Add Base with 4 Casters and 6" Clearance (Adds 4")
<b>AM-804</b> - Paper Holder with Cutter (Accommodates 18-21" Paper Rolls)
<b>AM-18</b> - Face Cutout
<b>AM-17</b> - Face Plug (Must order AM-18 also if ordering AM-150, & AM-227)
<b>AM-91</b> - Add 1" Extra Soft Foam
<b>AM-807</b> - Rail Side Fold Down (Pair for 27"W Tables)
<b>AM-808</b> - Rail Side Fold Down (Pair for 30"W Tables)
<b>AM-875</b> - Shoulder Mobilization Accessory (27"W, 3 & 5 Section Models Only)
<b>AM-1025</b> - Adjustable Armrest Package (2 Section Only)
<b>SP30</b> - 30"W
<b>19855</b> - Add-on Belt & Brackets
<b>SPCO</b> - Special Vinyl Color (Provided by Customer)
<b>SPBASE</b> - Special Base Color (Select Custom Base Color)
<b>12088</b> - Side Panel 9 x 33.25 Perforated
<b>12075</b> - Side Panel 9 x 33.25 Flat




**STANDARD UPHOLSTERY CHOICES:**

	Imperial Blue		Taupe
	Blue Ridge		Burgundy
	Forest Green		Dove Gray
	Black		Greystone
	Cappuccino		Merlot
	Patina		

**STANDARD BASE COLOR:**

	Office White
---	--------------

**CUSTOM BASE COLORS:**

	Black
	Steel Gray
	Metallic Silver