

**Limited Warranty:**

ADC warrants its products against defects in materials and workmanship under normal use and service as follows:

1. Warranty service extends to the original retail purchaser only and commences with the date of delivery.
2. Holsters, instruments, and accessories are warranted for one year.
3. Medicut and MiniMedicut shears are warranted for two years from date of delivery.
4. Puma 2002 is warranted for life.

**What Is Covered:** Repair or replacement of parts, and labor.

**What Is Not Covered:** Transportation charges to and from ADC. Damages caused by abuse, misuse, accident, or negligence. Incidental, special, or consequential damages. Some states do not allow the exclusion or limitation of incidental special or consequential damages, so this limitation may not apply to you.

**To Obtain Warranty Service:** Send item(s) postage paid to ADC, Attn: Repair Dept., 55 Commerce Dr., Hauppauge, NY 11788. Please include your name and address, daytime phone no., proof of purchase, and a brief note explaining the problem.

**Implied Warranty:** Any implied warranty shall be limited in duration to the terms of this warranty and in no case beyond the original selling price (except where prohibited by law). This warranty gives you specific legal rights and you may have other rights which vary from state to state.

To register your product, visit us at  
[www.adctoday.com/register](http://www.adctoday.com/register)  
and follow the links

For Questions, Comments or  
Suggestions Call Toll Free:  
Call 1-800-ADC-2670  
Or Visit  
[www.adctoday.com/feedback](http://www.adctoday.com/feedback)



ADC  
55 Commerce Drive  
Hauppauge, NY 11788  
U.S.A.

tel: 631-273-9600  
toll free: 1-800-232-2670  
fax: 631-273-9659  
[www.adctoday.com](http://www.adctoday.com)  
[info@adctoday.com](mailto:info@adctoday.com)

**USE, CARE, &  
MAINTENANCE  
OF YOUR ADC  
PRODUCT**



# A Special Thank You...









Thank you for choosing an ADC® emergency product. We're proud of the care and quality that goes into the manufacture of each and every item that bears our name. Only the finest materials are used to assure you of a timeless instrument designed for optimum performance. You'll quickly appreciate the results, for you now own one of the finest emergency tools that money can buy. With proper care and maintenance, your ADC product is sure to provide you with many years of dependable service. Please read the following instructions and general information which will prove helpful in allowing you to enjoy your ADC product.

Thank you for your patronage. It is indeed our pleasure to serve you.

Sincerely,  
American Diagnostic Corp.

## Symbol Definitions

The following symbols are associated with your ADC instrument.

Symbol	Definition	Symbol	Definition
	Important Warning/Caution		Reorder Number
	Consult Instructions for Use		Lot/Batch code
	Not made with natural rubber latex		Manufacturer's Information
	Phthalate Free		Unique Device Identifier

## Care of Your ADC Nylon Holster

Your ADC Responder nylon holster is made from durable 600D nylon, lined with cushioning foam. Pocket Pal is made from 420D nylon.

When soiled, wash by hand in cold water with a mild soap. Never use bleach. Allow holster to air dry. Never iron over hook & loop fasteners as heat from the iron will damage them.

The instrument pockets might be tight initially but will stretch within a few weeks. Never overload nylon holsters as this may damage the seams or cause the nylon to wear prematurely. We recommend that you do not put sharp-tipped instruments (such as splinter forceps) inside your nylon holster. If, however, you find it necessary to carry a sharp-tipped instrument, place a protective cover (such as a plastic pen cap) over the tips.

## To Convert Your Snap-on Belt Loop to a Permanent Belt Loop:

If you do not require the convenience of a snap-on belt loop, and instead prefer the security of a permanent loop you can convert your ADC nylon holster as follows:

1. Obtain a "super glue" or epoxy at your local convenience store.
2. Make sure snaps are clean and dry, then apply two or three drops of glue to the male portion of each snap, along the rim, and to the outer edge.
3. Snap both snaps closed and allow glue to set according to the directions on the glue package.
4. Test that glue snaps hold. If either snap doesn't hold repeat the process.

## Use of Your ADC Knife:

Selected holster sets are equipped with the Puma lockback knife that features a blade forged from 440 surgical stainless steel, tempered to a Rockwell hardness of C57-59.

The **PUMA 2002™** is a 4" lockback knife with serrated blade. Thumb activation allows one-handed use. It has an integral pocket clip built into the lightweight handle.

**To open:** Press your thumb against the raised guide on the blade and pivot until it locks.

**To close:** Depress the metal bar on the back of the knife and push the blade into its chamber until it clicks.

## Care of Your ADC Knife:

Keep the blade clean and dry. Wipe fingerprints and moisture off after each use with a soft cloth or chamois. Keep the locking mechanism free of debris. An occasional drop or two of light oil on working parts will promote smooth operation and long life. Never use knife blade as a chisel, or to cut metal objects.

## Care of Your Medicut™ or MiniMedicut™ Shears:

Your Medicut 320 and MiniMedicut 321 shears are designed to withstand heavy use. Polypropylene handles and hardened stainless steel blades assure durability. Never use on thick metal objects, such as a coin, as this will damage blade edge. Keep blades clean and dry to prevent corrosion.

## Use of Your ADC Penlight ADlite™ #356:

To activate, depress pocket clip. Release to turn off.

## Care of Your Surgical Instrument(s):

Floor-grade surgical instruments are made of 410, 420, or 440 stainless steel. Keep clean and dry. Never use scissors to cut metal or heavy objects.