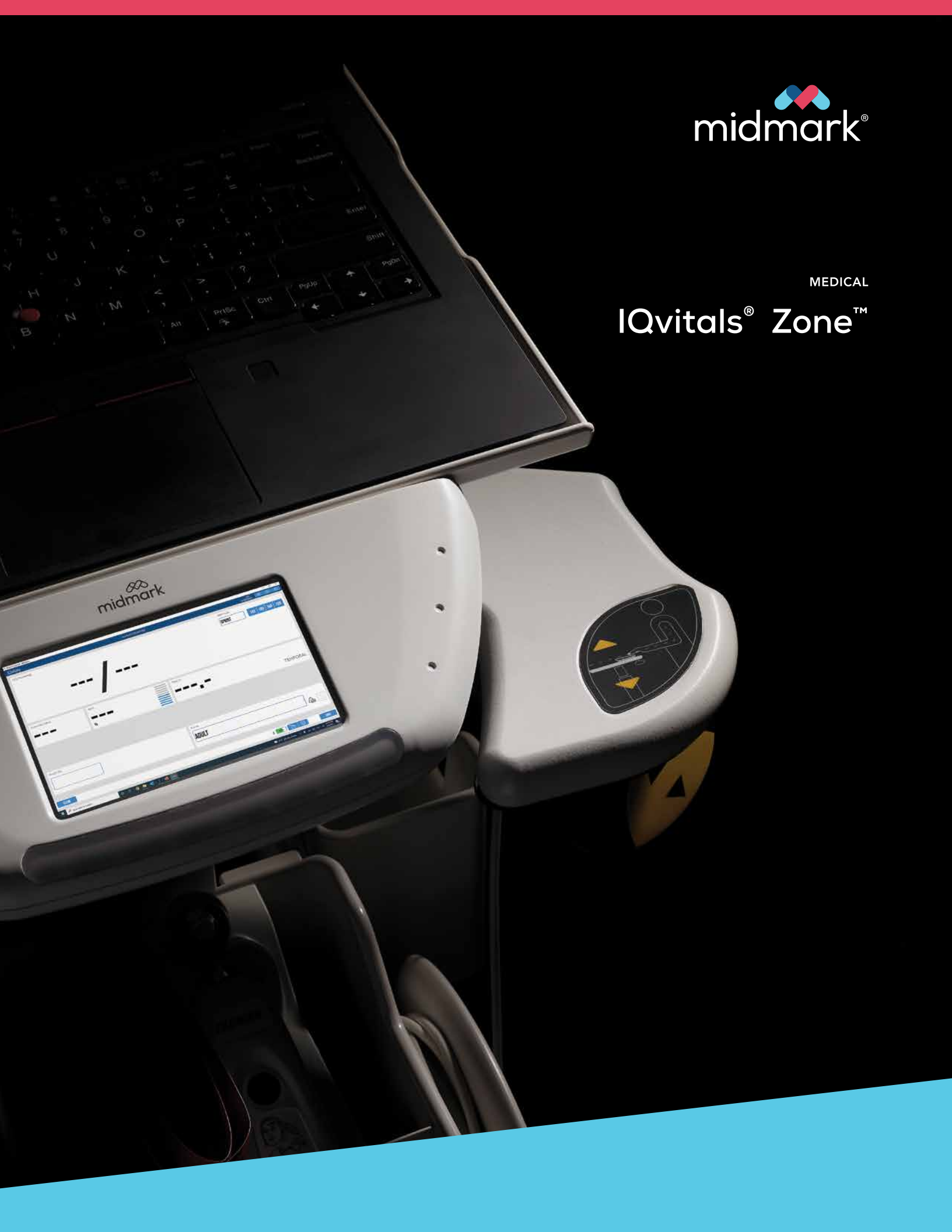




MEDICAL

IQvitals[®] Zone[™]



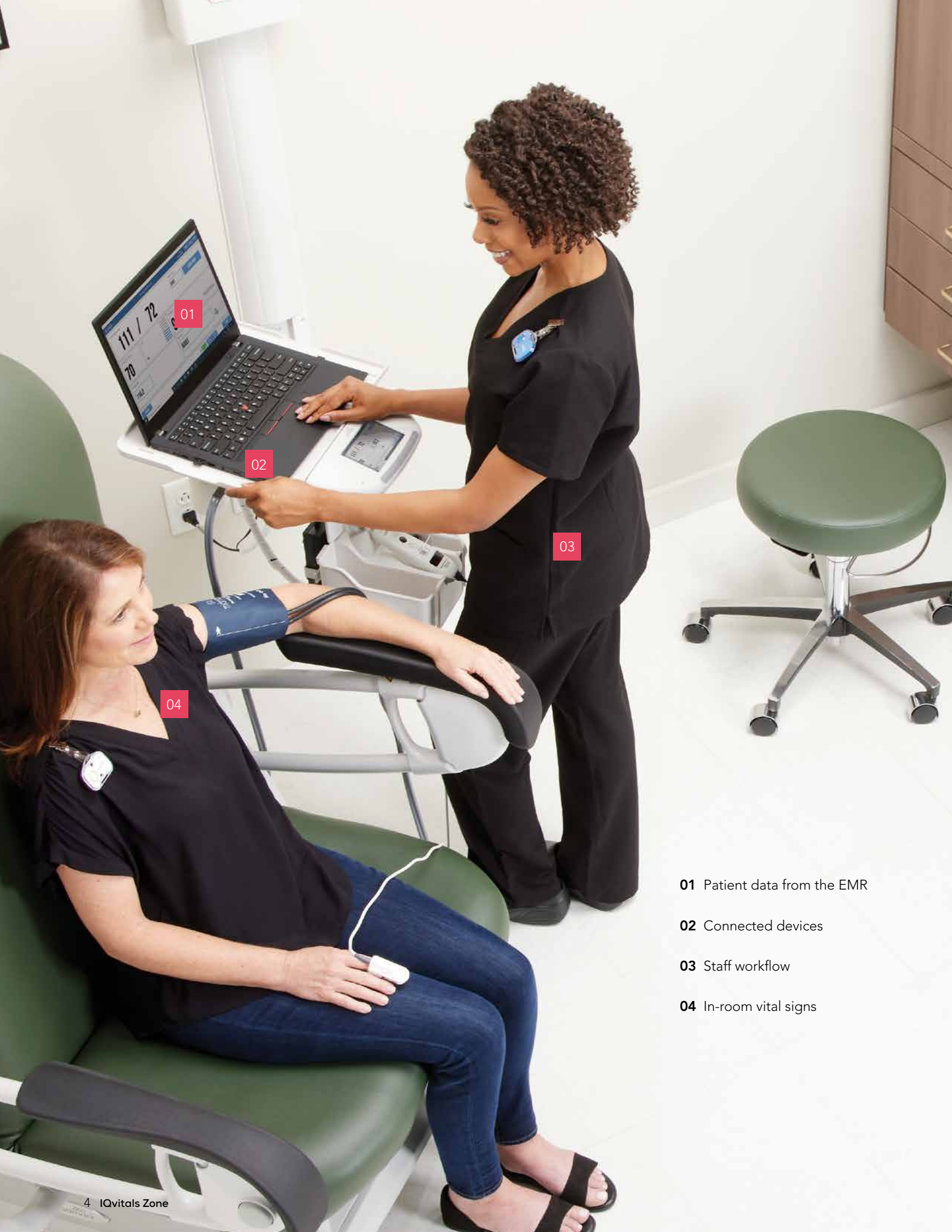


Better vital signs measurements. Better care.



Vital signs measurements are oftentimes the first point of contact with patients and are captured at nearly every patient encounter. That's why it's so important that your vital signs process is as accurate and effective as possible. If you're still taking vital signs measurements manually, you could be putting your patients at risk.

A better healthcare experience begins with a better vital signs process.



STANDARDIZATION CAN BE TOUGH.

According to the US Advisory Board¹, most health systems today find standardization across a network of sites challenging. **One of the biggest areas of opportunity is the vital signs process.**

Did you know that a disconnected manual vital signs acquisition process can take as much as 69 seconds longer per patient as compared to capturing all vital signs data at the point of care using an automated device? That equates to 5% of wasted time per medical assistant or approximately \$1,440 per year.² That may not seem like much, but compound that by the number of medical assistants you employ. Whether you have a single practice with 5 medical assistants (5 x \$1,440 = \$7,200) or 500 medical assistants (500 x \$1,440 = \$720,000) spread across multiple facilities—that is a significant amount of waste.

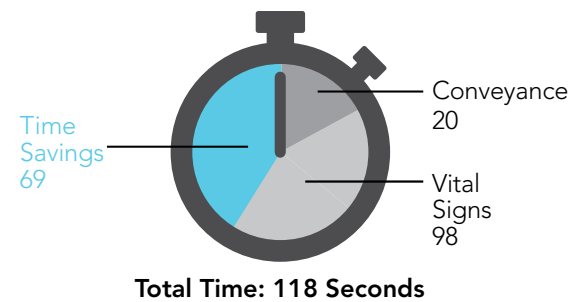
Studies have also shown that manual transcription of vital signs data produces a 17% rate of error on average.³ Assuming you take six vital signs measurements on 20 patients a day, that equates to approximately 20 errors each day—and that's just relating to vital signs capture. Manual blood pressure readings aren't always consistent and can produce numbers higher than automated capture by up to 10.8 mmHg.⁴ **Can you afford these types of variables?**

IT'S TIME FOR A BETTER WAY. IT'S TIME FOR IQVITALS® ZONE™.

Midmark Zone™ Technology

Connect the IQvitals Zone wireless monitor to a computer—no cables, no manual pairing. As you move in and out of range of the vital signs device, your computer will automatically connect and disconnect through a secure Bluetooth® Low Energy (BLE) connection.

IQvitals Zone is the only wireless vital signs monitor that auto-connects with a computer using zero clicks and imports data directly into the EMR, eliminating common transcription errors.



The connected in-room workflow **saves over a minute per patient** by taking weight and vital signs on the exam chair.

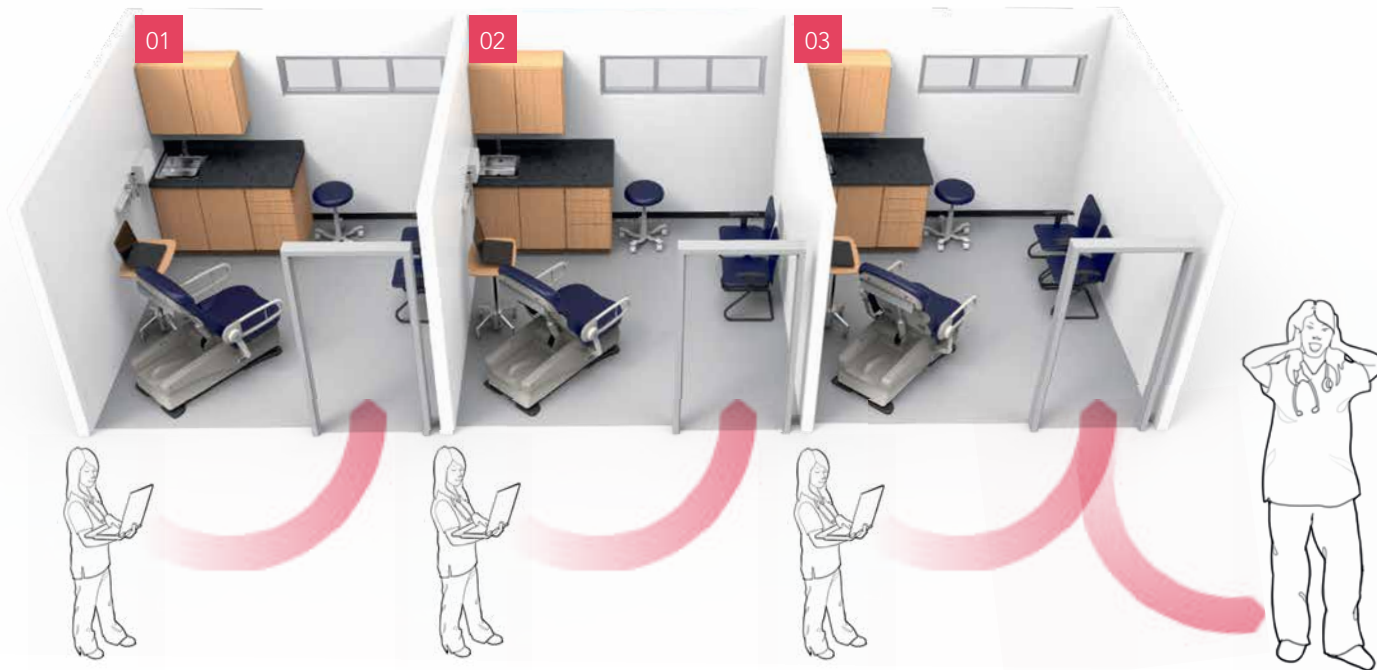
- 01 Patient data from the EMR
- 02 Connected devices
- 03 Staff workflow
- 04 In-room vital signs



What happens today?

In today's world, clinical processes are often created because that's the way it's always been done or the way everyone involved agreed upon—not always because it's the most efficient way to do things. With these types of workflows, waste is created when devices and data are not coordinated and the user is forced to take unnecessary steps to complete care for each patient.

- 01 IT concerns lead to manual data entry
- 02 With manual data entry comes wasted time...
- 03 and data errors



IT concerns with wireless issues relating to bandwidth, cybersecurity and the need to manually pair devices (using 3-5 clicks every time)

Data is disconnected from the EMR, requiring manual entry and wasting valuable time

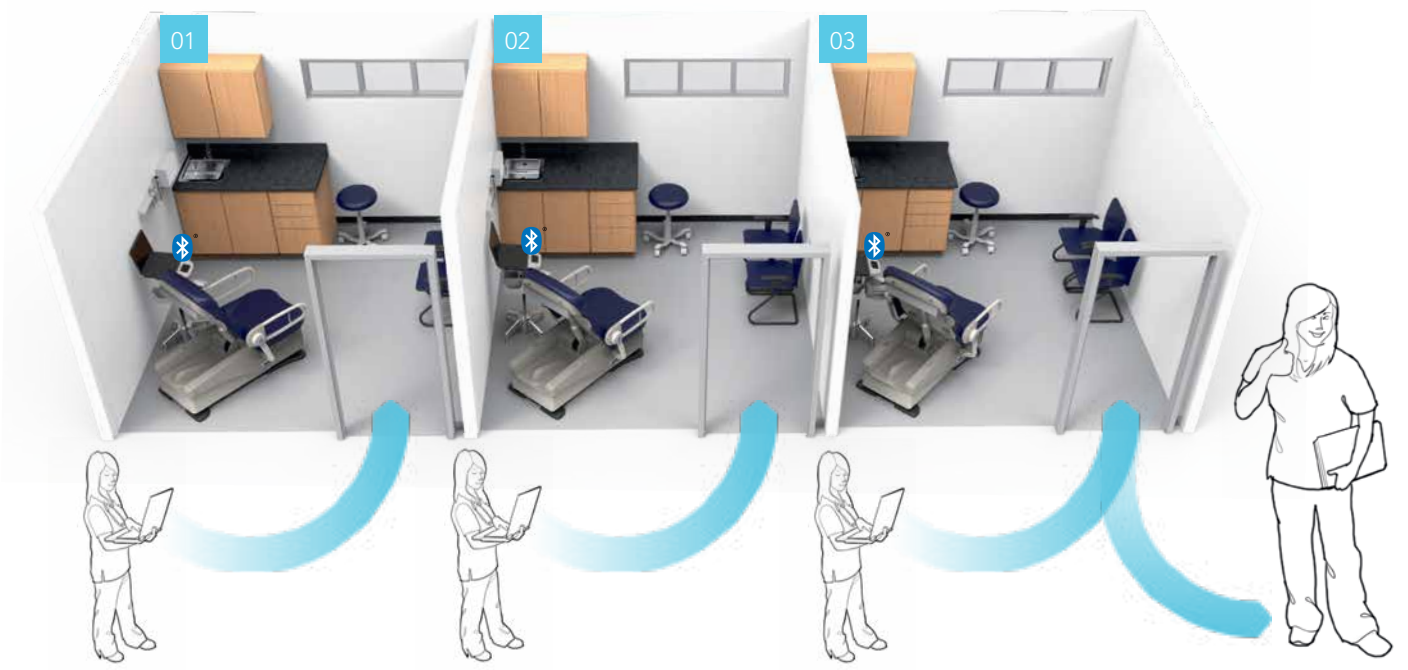
Data errors resulting from manual entry

Multiple panes of glass (EMR, BP, temperature, SpO₂, scale)

There's a better way.

What if there was a solution that fully supported efficient, point of care workflows? There is—and it starts with IQvitals® Zone™. Midmark Zone™ technology allows the user to easily move from patient to patient with minimal steps using an automatic, wireless connection. Once in the room, the user can perform device functions and import data into the EMR using one single screen.

- 01 Auto-pairing with zero clicks
- 02 Imports data directly into the EMR
- 03 Saves time and eliminates data errors



IQvitals Zone BLE auto-pairing makes connecting effortless and secure using zero clicks

IQconnect® imports data to the EMR, saving valuable time

Data imported through IQconnect eliminates data entry errors

Single pane of glass allows control of all devices within the EMR



The SPRINT BP Protocol is changing the way blood pressure measurements are captured.

Accurate blood pressure measurement is not only essential for patient treatment, but also important for population health management. There has been much debate in recent years about blood pressure capture. Everything from patient positioning and preparation to treatment targets for hypertensive patients has been re-evaluated.

A Systolic Blood Pressure Intervention Trial (SPRINT)-based BP protocol⁵ is designed to obtain accurate, automatic blood pressure capture that can be deployed system wide. It specifies five minutes of seated rest in a quiet room followed by an averaged reading of three oscillometric measurements without an observer in the room. In addition, IQvitals Zone incorporates a graphical guide to help clinicians properly prepare the patient⁶ in a seated position with arm at heart height, minimizing interruptions that could lead to shifts in blood pressure and a reading that is above or below the actual resting level.



Midmark is the first company to implement SPRINT protocol with patient positioning guidelines in a vital signs acquisition device to help ensure proper patient preparation and easier adoption of patient positioning guidelines for more accurate blood pressure readings.



Starting SPRINT BP Protocol



Custom BP Protocol Setting

SPRINT BP Protocol - when initiated, the screen displays a checklist to help ensure proper patient positioning techniques are followed. The technician may then leave the room so the patient is undisturbed to help reduce white coat hypertension. When the preset delay start timer expires, the IQvitals Zone device automatically captures three blood pressure measurements and produces the average reading.

CUSTOM BP Protocol - allows customization to reduce the delay start timer, set the interval between measurements, discard the first measurement, and average more than three measurements.

Using any protocol, vital signs data can be imported directly into the EMR, saving time and eliminating data transcription errors.



IQvitals Zone Wireless Monitor with Masimo® SpO₂ option on a mobile cart



Features



- 01 Temperature
- 02 IQvitals Zone
- 03 Midmark Zone Technology
- 04 Blood Pressure
- 05 SpO₂
- 06 Weight

We love technology, but only if it makes life easier.



IQvitals Zone Wireless Monitor with Masimo® SpO₂ option on mobile cart

- 01 **MIDMARK ZONE™ TECHNOLOGY**
Connect the IQvitals® Zone™ wireless monitor to a computer—no cables, no manual pairing. As you move in and out of range of the vital signs device, your computer will automatically connect and disconnect through a secure BLE connection.
- 02 **TOUCHSCREEN**
Run all IQvitals Zone functions at the point of care with our easy-to-use touchscreen or through your computer.
- 03 **MULTI-USE WORK SURFACE**
You may use the IQvitals Zone work surface to hold a 15" laptop computer, as a writing surface or to hold supplies.
- 04 **BLOOD PRESSURE**
IQvitals Zone offers your choice of four NIBP modes, or protocols, using step deflation: spot, averaging, SPRINT BP and custom BP. Serenity BP linear deflation is an option when using spot mode, designed by Midmark to deliver quick, accurate measurements that are more comfortable for the patient.
- 05 **SpO₂**
You may choose from industry-leading SpO₂ technologies, Masimo SET® or Nellcor™ OxiMax™.
- 06 **TEMPERATURE**
Each IQvitals Zone device comes standard with an Exergen TemporalScanner™ thermometer. Why temporal thermometers? They're the number one choice of nurses' for accuracy and ease of use.⁸
- 07 **ERGONOMIC OPTIONS**
Choose from two options—a sturdy mobile cart or articulating wall mount arm. With adjustable height and an expanded range of motion, you can work from the most comfortable position whether seated or standing.

* Masimo Pulse CO-Oximeters deliver accurate pulse oximetry during motion and low perfusion.



01

02

03

04

Rethink the vital signs workflow

Instead of relying on disconnected processes and devices at the point of care, view the exam room as an integrated system. By leveraging standardized workflows and technology, we can help minimize human variables and maximize efficiency, consistency and accuracy.

01 IN-ROOM IQVITALS® ZONE™ WITH MOBILE PC

At the height of this new way of thinking is the in-room IQvitals Zone workflow using a mobile PC. By taking advantage of this ecosystem of fully integrated devices, you can effortlessly connect with zero clicks and acquire vital signs consistently and efficiently, importing data into the EMR.

02 The IQvitals Zone device is located near the patient.

03 Place the laptop on IQvitals Zone and prep the patient.

04 Once vital signs capture is initiated, the device and laptop auto-pair.

DIGITAL SCALE

Connect the IQvitals Zone device to the Midmark 626 Barrier-Free® Exam Chair with the integrated Digital Scale to weigh patients quickly and discreetly from the comfort of the exam chair. Then, import data into the EMR with the push of a button.

IQCONNECT®

The Midmark IQconnect framework provides a seamless connection from your devices to your EMR system. In other words, it allows you to operate all of your devices and import data into the EMR from one, single pane of glass—your computer screen.



MOBILE IQVITALS ZONE WITH MOBILE PC

This workflow supports the use of assigned or floating laptops for vital signs and diagnostic tests, and allows the vital signs device to be easily shared between rooms. Simply place the PC on the IQvitals Zone work surface for effortless auto-pairing. Capture the patient's vital signs data and import it directly into the EMR using the IQvitals Zone device.



MOBILE IQVITALS ZONE WITH IN-ROOM PC

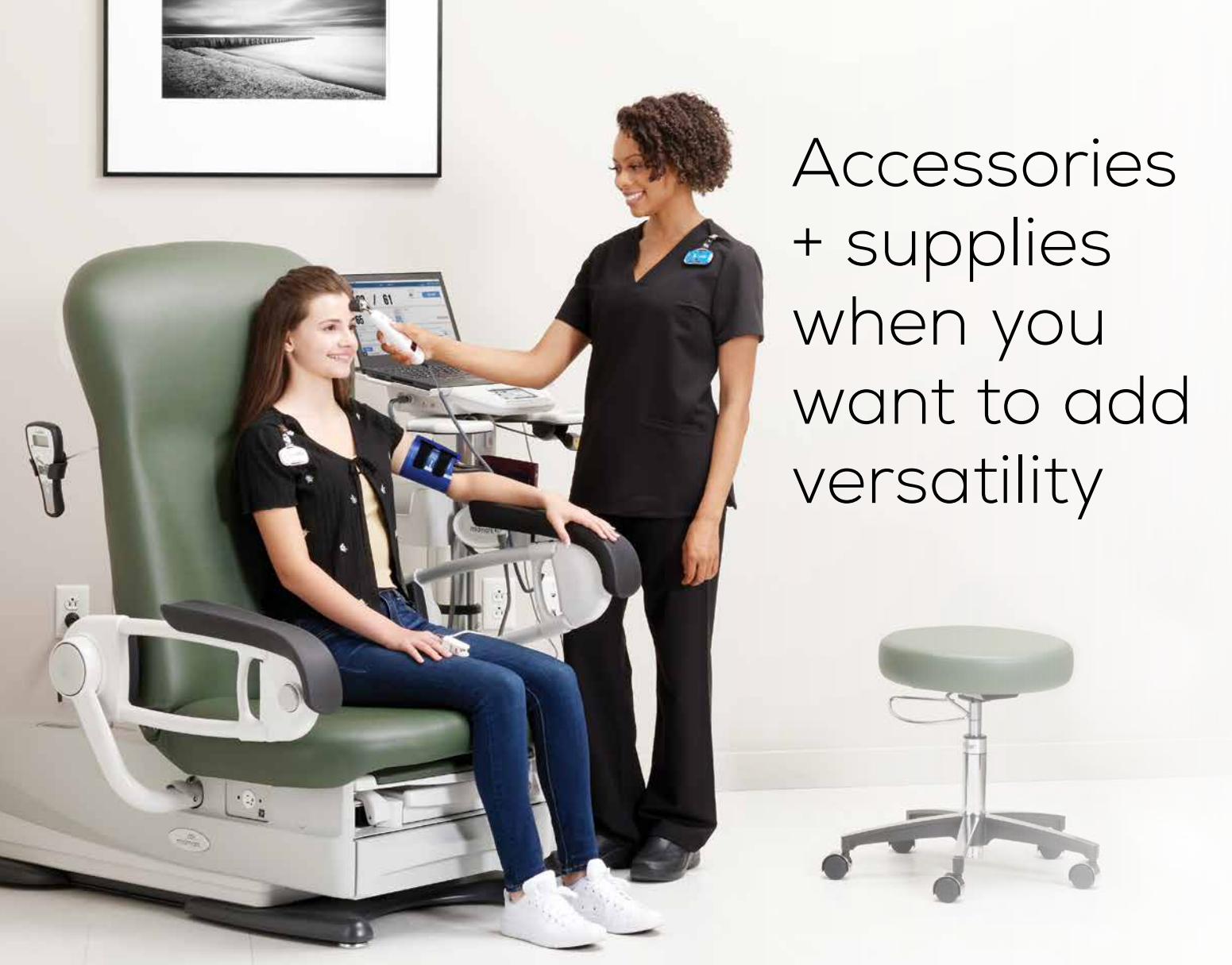
This workflow is well suited for situations where there is a dedicated computer in each room and allows the vital signs device to be easily shared between rooms. Simply bring the mobile vital signs device to the room, then connect to the PC and the EMR. Capture the patient's vital signs simultaneously using the digital IQvitals Zone device.



IN-ROOM IQVITALS ZONE WITH IN-ROOM PC

This workflow is ideal for thin-client environments or other situations where moving equipment from room to room is less than desirable. The device is mounted in the room and remains connected to a dedicated PC. Simply log in to the EMR from the dedicated PC and you are ready to capture the measurements.





Accessories
+ supplies
when you
want to add
versatility



ACCESSORIES + SUPPLIES



Masimo® Reusable SpO₂
Sensor (Pediatric)
2-200-0041



Masimo Reusable SpO₂
Sensor (Adult)
2-200-0040



Nellcor™ Reusable SpO₂
Sensor Kit (Pediatric)
3-200-0007



Nellcor Reusable SpO₂
Sensor (Adult)
2-200-0233

SpO₂ Patient Cable, Masimo
2-200-0042

SpO₂ Interface Cable,
Nellcor
2-200-0234



IQvitals® Zone™
Support Tray - 12"
3-200-0009



Exergen® Thermometer
Disposable Caps
Box of 100
2-200-0116



Wall Mounted
Storage Bin Kit
2-200-0084



Cart Mounted
Dual Storage Bin Kit
2-200-0074

Exergen Thermometer
Disposable Caps
Box of 1,000
2-200-0115

SUPPLIES



Dual tube, reusable blood pressure cuff (single pack) in the following sizes:
Child 3-200-0030
Small Adult 3-200-0031
Adult 3-200-0032
Adult Long 3-200-0033
Large Adult 3-200-0034
Large Adult Long 3-200-0035
Thigh 3-200-0036



IQvitals Zone Wireless
USB Dongle
3-200-0012



Fairbanks® TeleWeigh™
Digital Scale
1-100-1603

SPECIFICATIONS

Minimum System Requirements (If connecting to a computer)

- Windows® 10, Windows® 11, Windows® 8.1; Professional and Enterprise, 32-bit and 64-bit
- Intel® Core™ 2 Duo Processor E8400 or 64-bit processor or faster
- 4 GB of RAM
- 2 GB available hard disk space
- USB port
- Mouse, keyboard and high resolution display monitor

Thin-Client System Requirements

Please contact your local Midmark representative for detailed system requirements.

Ordering Information

4-000-0724
IQvitals Zone, Wireless Monitor, with Serenity BP™, Exergen TemporalScanner™ and Masimo® SpO₂

4-000-0722
IQvitals Zone, Wireless Monitor, with Serenity BP, Exergen TemporalScanner and Nellcor™ SpO₂

4-000-0720
IQvitals Zone, Wireless Monitor, with Serenity BP and Exergen TemporalScanner

4-000-0624
IQvitals Zone, Wired, with Serenity BP, Exergen TemporalScanner and Masimo SpO₂

4-000-0622
IQvitals Zone, Wired, with Serenity BP, Exergen TemporalScanner and Nellcor SpO₂

4-000-0620
IQvitals Zone, Wired, with Serenity BP and Exergen TemporalScanner

IQvitals Zone Mounting Options

6216 Vital Signs Monitor Mobile Cart
6216-001-813

IQvitals Zone Wall Mount Articulating Arm
2-200-0082

IQvitals Zone Integrated Wall Mount
2-200-0086

Fairbanks and TeleWeigh are trademarks of Fairbanks Scales, Inc.

Exergen and TemporalScanner are trademarks of Exergen Corporation.

Nellcor and OxiMax are trademarks of Covidien AG.

Masimo rainbow SET is a registered trademark of Masimo Corporation.

Bluetooth and the Bluetooth logo are registered trademarks of Bluetooth SIG, Inc.

Windows is a registered trademark of Microsoft Corporation.

Intel Core is a trademark of Intel Corporation in the US and/or other countries

IQvitals® Zone™ Model Matrix

IQvitals Zone	Wireless Vital Signs Monitor			Non-Wireless Vital Signs Device		
	4-000-0724 BP, Temp + SpO ₂ (Masimo)	4-000-0722 BP, Temp + SpO ₂ (Nellcor)	4-000-0720 BP + Temp	4-000-0624 BP, Temp + SpO ₂ (Masimo)	4-000-0622 BP, Temp + SpO ₂ (Nellcor)	4-000-0620 BP + Temp
NIBP Mode: Spot	•	•	•	•	•	•
NIBP Mode: Average	•	•	•	•	•	•
NIBP Mode: SPRINT BP Protocol	•	•	•	•	•	•
NIBP Mode: Custom BP Protocol	•	•	•	•	•	•
NIBP Algorithm: Midmark Serenity BP Linear Deflation	•	•	•	•	•	•
NIBP Algorithm: Midmark Step Deflation	•	•	•	•	•	•
Thermometry: Exergen TemporalScanner	•	•	•	•	•	•
SpO ₂ Sensor: Masimo	•			•		
SpO ₂ Sensor: Nellcor		•			•	
Pulse Rate	•	•	•	•	•	•
Monitoring + Alarms (Physiological): Audible/Silent, Visual	•	•	•			
Alarms (Technical): Audible/Silent, Visual	•	•	•	Visual only	Visual only	Visual only
Built-In 5" Touchscreen Display	•	•	•	•	•	•
Wireless Connectivity: Midmark Zone™ Technology	•	•	•			
Wired Connectivity: Custom USB with Secure Connection to PC	•	•	•	•	•	•
Midmark Digital Scale Interface (RS232)	•	•	•	•	•	•
Fairbanks Digital TeleWeigh Scale Interface (RS232)	•	•	•	•	•	•

Mounting options required for all models (mobile cart or wall mounted articulating arm).

SOURCES

- 1 <https://www.advisory.com/research/health-care-advisory-board/white-papers/2016/the-system-blueprint-for-clinical-standardization>
- 2 Assuming \$15/hour, 8 hours/day, 48 weeks/year
- 3 Fieler, V. K., Jaglowski, T., & Richards, K. (2013). Eliminating errors in vital signs documentation. *Comput Inform Nurs*, 31(9), 422-427; quiz 428-429. doi:10.1097/01.NCN.0000432125.61526.27 PMID:24080751
- 4 <https://www.ncbi.nlm.nih.gov/pubmed/15985180/>
- 5 <http://jaha.ahajournals.org/content/6/2/e004536>
- 6 <https://wire.ama-assn.org/delivering-care/one-graphic-you-need-accurate-blood-pressure-reading>
- 7 https://www.exergen.com/wp-content/uploads/2017/12/Exergen-Reaches-New-Milestone_-Temporal-Artery-Thermometers-Now-Used-by-More-Nurses-Than-Any-Other-Type-of-Thermometer.pdf
- 8 <https://www.exergen.com/medical/nurses-prefer-temporal-artery-thermometers-thermometer-type>



Designing better care.®

Midmark is an ISO 13485 and ISO 9001 Certified Company. Certain products are not included. See the complete list at: midmark.com/ISO

For more information, contact your Midmark dealer or call: 1.800.MIDMARK

Outside the USA call: 1.937.526.3662 or visit our website: midmark.com

© 2023 Midmark Corporation, Versailles, Ohio USA
Products subject to improvement changes without notice. Litho in USA

007-10353-00 Rev. D1 (10/23)

